

**Name of meeting:** Childrens Scrutiny Committee  
**Date:** 23 September 2019  
**Title of report:** Number and Age of Children in Care

### Purpose of report

To provide information to Childrens Scrutiny Committee on a regular basis related to the number, age, and ethnicity of children in our care. The chair of the committee has also requested that committee is updated on a regular basis regarding the number of children and young people in Kirklees Council care placed outside of the Kirklees District, this is also provided within this report.

Key Decision - Is it likely to result in spending or saving £250k or more, or to have a significant effect on two or more electoral wards?	NA
Key Decision - Is it in the <a href="#">Council's Forward Plan (key decisions and private reports?)</a>	NA
The Decision - Is it eligible for call in by Scrutiny?	NA
Date signed off by <u>Strategic Director</u> & name	Give name and date for Cabinet reports
Is it also signed off by the Service Director for Finance IT and Transactional Services?	NA
Is it also signed off by the Service Director for Legal Governance and Commissioning Support?	NA
Cabinet member <a href="#">portfolio</a>	Cllr V Kendrick Childrens Portfolio

**Electoral wards affected: All**

**Ward councillors consulted: No**

**Public or private: Public**

**(Have you considered GDPR?)**

Yes GDPR has been considered. The information in this report does not identify any individuals.

## Summary

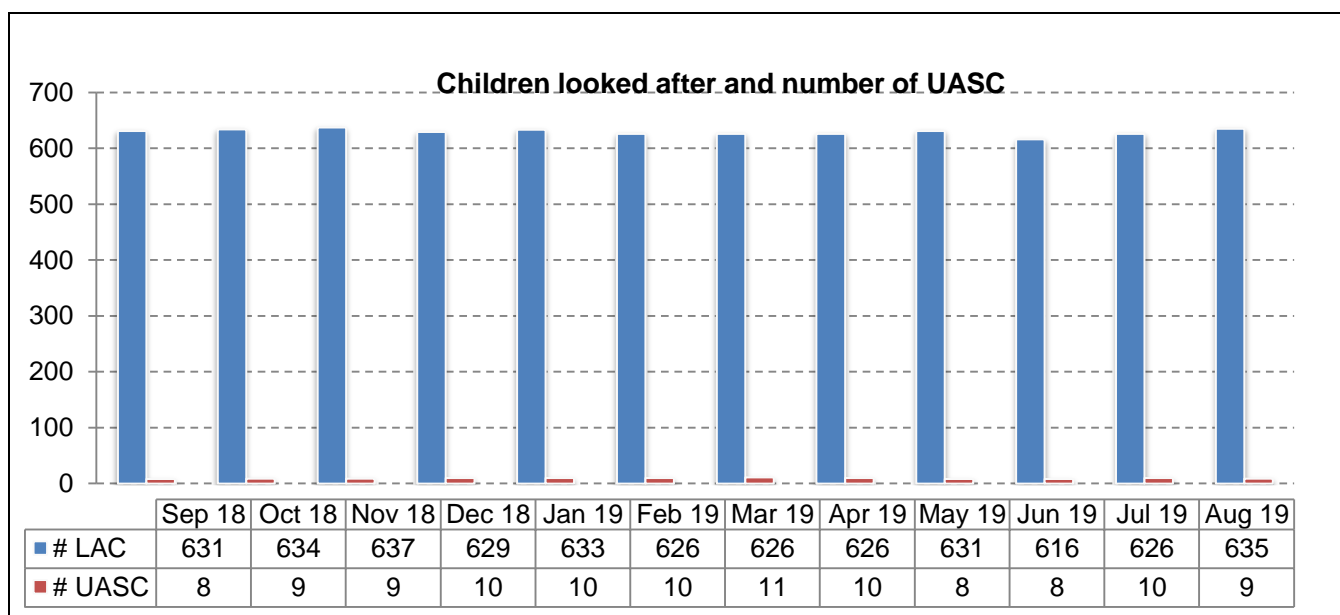
The number of children in our care on August 31<sup>st</sup> 2019 was 635 and increase of 9 compared to the previous month. Over the last eighteen months we have seen a decrease in the number of children in care from a 12 month high of 68.0 per 10,000 children (668 children) in May 2018 to 635 children (63.6 per 10.000 population) in August 2019. The current 12-month average for Kirklees is 65.3 per 10.000 population we have remained below our 31 March 2018 published rate of 68.0 per 10.000 population and below our Statistical Neighbours 2018 rate of 86.1 and the England 2018 rate of 64.0.

Kirklees (Aug 19) = 63.6

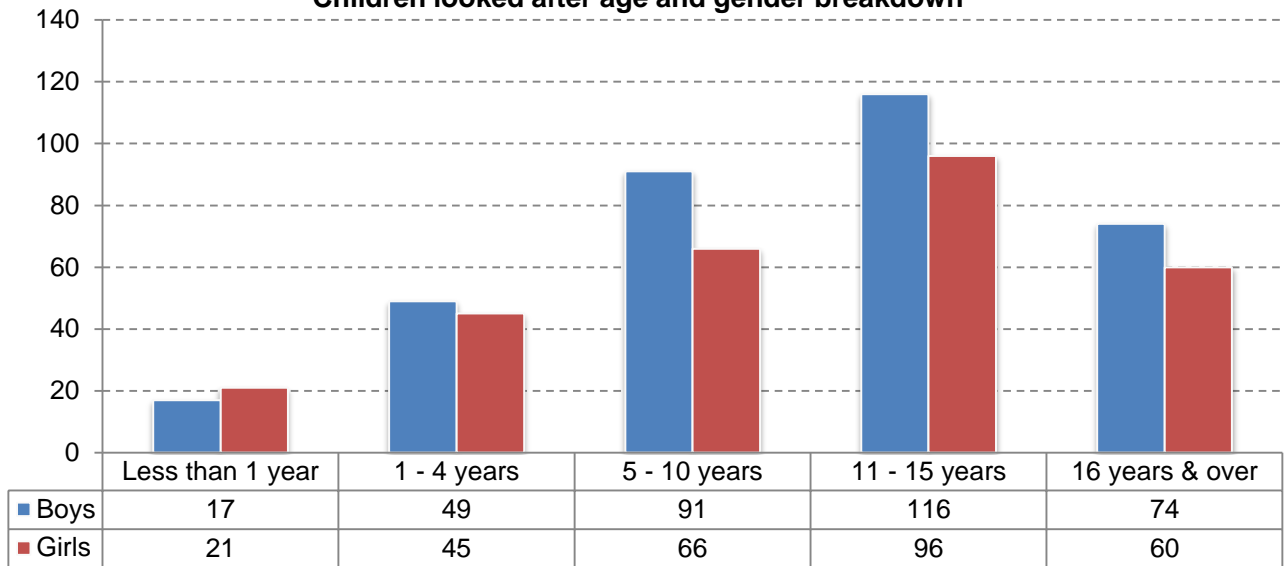
Statistical Neighbours (2018) = 86.1

England (2018) = 64.0

This graph shows the number of looked after children (excluding any looked after children receiving only S20 short term breaks) alongside the number of unaccompanied asylum seeking children (UASC).



**Children looked after age and gender breakdown**

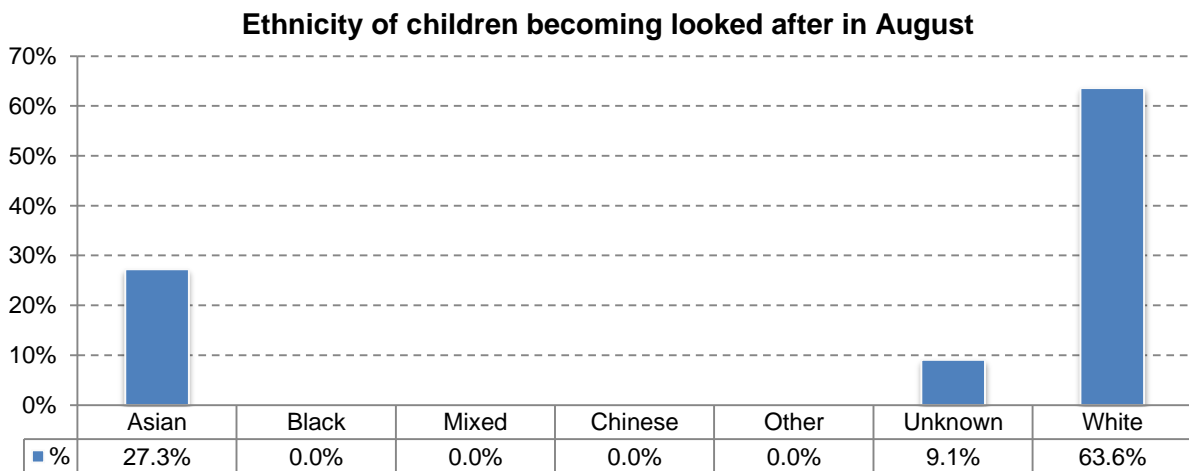
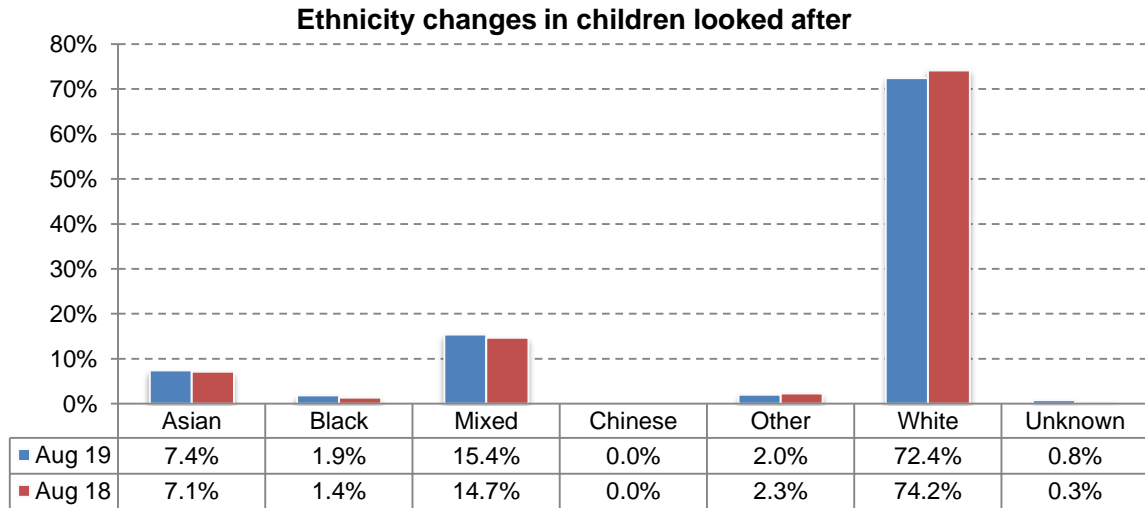


Statistical Neighbours

(Authorities regarded as similar not by population but by a range of socio economic factors)

Local Authorities "Very Close"* to Kirklees (* Source LAIT)
Kirklees Council
Rochdale Borough Council
Bolton Council
Calderdale Council
Bury Borough Council
Dudley MBC
Derby City
Lancashire Council
Stockton-on Tees Borough Council
Leeds City Council
Telford & Wrekin Council

This graph shows the ethnic breakdown of the children looked after population at the end of August 2019 and the same point 12 months ago. The ethnic mix of the children in care cohort has remained relatively stable throughout the period.



This graph shows the percentage breakdown by ethnicity of children entering care this month.

Note that this outcome is based on small numbers. In August 2019 there were 11 young people who were recorded as entering care in the month of whom 7 were White, 3 were Asian and 1 did not yet have an ethnicity recorded.

## Children and Young People placed more than 20 miles outside of Kirklees

The current number of looked after children placed outside Kirklees 20+ miles from the home address is 85 as at 31/08/2019. This is a an increase on the previous month but looking back longer term follows a continuum of decline from a number of 101 in April 2019, and a total of 127 in 2017. Director and Heads of Service continue to monitor placement requests for out of area placements in particular those more than 20 miles.

	30 Apr 2019		31 May 2019		30 Jun 2019		31 Jul 2019		31 Aug 2019	
	Number	%	Number	%	Number	%	Number	%	Number	%
Placed outside Kirklees & over 20 miles from home address	101	16.1%	103	16.3%	89	14.4%	81	12.9%	85	13.4%

1. **Information required to take a decision**

No decision is required.

2. **Implications for the Council**

3.1 **Working with People** Not applicable

3.2 **Working with Partners** Not applicable

3.3 **Place Based Working** Not applicable

3.4 **Improving Outcomes for Children**

This information is provided at the request of Corporate Parenting Board to monitor the number of children in care their age and location of placements.

3.5 **Reducing demand of services**

Not applicable

3.6 **Other (eg Legal/Financial or Human Resources)**

Not applicable

4. **Consultees and their opinions**

Not applicable

5. **Next steps**

A similar report will be presented at a future Corporate Parenting Board.

**6. Officer recommendations and reasons**

That the report be noted.

**7. Cabinet portfolio holder's recommendations**

Not applicable

**8. Contact officer**

Steve Comb Head of Corporate Parenting

**9. Background Papers and History of Decisions**

Previous reports to the Corporate Parenting Board on number and age of children in care.

**10. Service Director responsible**

Elaine McShane, Service Director (Child Protection and Family Support)